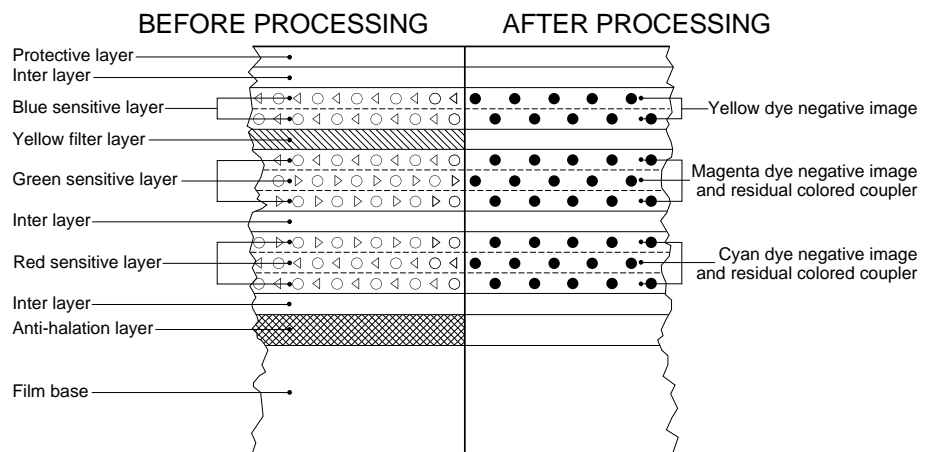


# Konica Color VX SUPER 200 Film

### FEATURES

Konica Color VX SUPER 200 is an ISO 200/24° color film balanced for daylight. It is a general multi-purpose film with bright color reproduction. The VX SUPER series utilizes Konica's latest emulsion technologies and extremely improved actual speed, granularity and latent image stability compared to the prior VX series. This film is an excellent choice for a wide variety of outdoor shooting situations. It also delivers brilliant colors under flash lighting. Superior resistance to heat and humidity allows you to use this film with confidence in any situation.

### LAYER STRUCTURE



### FILM BASE

Triacetate base

### FILM SIZES AVAILABLE

135 size:

### EMULSION NUMBER

#700~#799

### DX-CODE

28-6

### FILM SPEED

### EXPOSURE CONDITIONS

Konica Color VX SUPER 200 is designed for use with daylight and electronic flash. While color-balanced for daylight, this film is designed to retain optimum spectral sensitivity and yield satisfactory results when exposed under tungsten or fluorescent light, as well. For best results with these light sources, however, the use of appropriate filters is recommended.

Light Source	ISO Speed	Light Balancing Filter
Daylight or Electronic Flash	200/24°	None
Photolamp (3400K)	64/19°*	Wratten No. 80B
Tungsten (3200K)	50/18°*	Wratten No. 80A

\*Includes the exposure factor to obtain best color results without special printing.

### RECIPROCITY CHARACTERISTICS

A wide range of shutter speeds (i.e. 1/10000 ~ 1sec.) can be used without loss of film speed and tone reproduction.

To compensate for reciprocity failure, use the following data as a guide:

#### RECIPROCITY FAILURE COMPENSATION GUIDE

Exposure time (in seconds)	1/10000~1	10
Exposure Compensation	None	+1 stop
Color Compensating Filters	None	None

### DAYLIGHT EXPOSURE

#### EXPOSURE GUIDE TABLE: Outdoors under daylight.

Conditions	Bright sunlight (Seascape, Snow scene)	Bright sunlight	Hazy sunlight	Cloudy bright	Cloudy dull, Open shade
Lens opening	f/22	f/16	f/11	f/8	f/5.6
Shutter speed	1/250 sec.	1/250 sec.	1/250 sec.	1/250 sec.	1/250 sec.

This table is applicable for exposures from 2 hours after sunrise to 2 hours before sunset.

The use of an exposure meter is highly recommended in cloudy weather or in open shade since light intensity differentials are in continual flux.

Apertures increased by one or two stops are usually suitable for back-lighted, close-up subjects.

### ELECTRONIC FLASH EXPOSURE

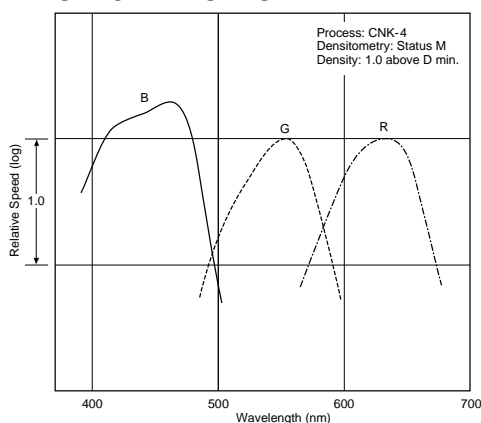
No filter required.

To determine the lens opening, divide the guide number by the flash-to-subject distance. If negatives are over exposed, use a higher guide number; if they're under-exposed, use a lower number.

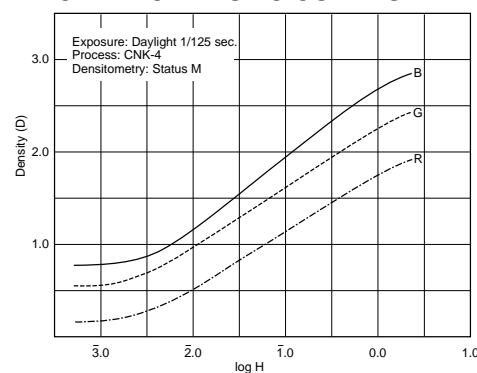
### STANDARD PROCESSING Konica Color Negative Film Process CNK Series or Process C-41

### SPECTRAL SENSITIVITY • CHARACTERISTIC CURVES

#### SPECTRAL SENSITIVITY



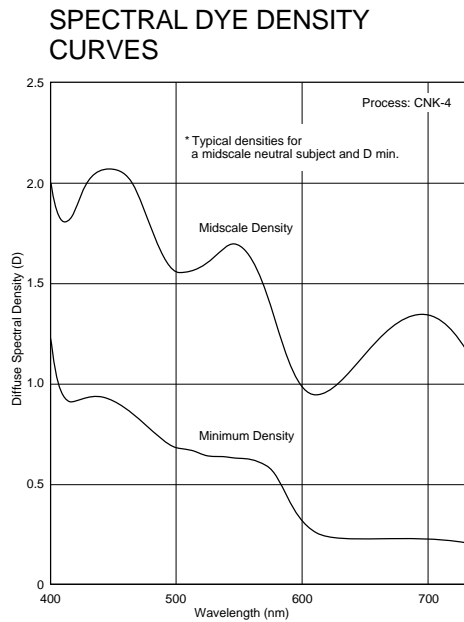
#### CHARACTERISTIC CURVES



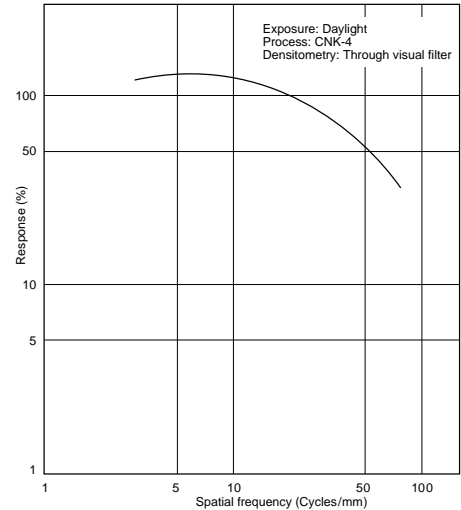
**GRANULARITY**

DIFFUSE R.M.S. GRANULARITY: 4  
Aperture diameter: 48µmø

**SPECTRAL DYE DENSITY CURVES • SHARPNESS**



**MODULATION TRANSFER FUNCTION**



**RESOLVING POWER**

Test-Object Contrast 1.6:1— 50 lines/mm  
Test-Object Contrast 1000:1—100 lines/mm

**PRECAUTIONS**

Konica Color VX SUPER 200 film features enhanced raw stock and latent image stability, and resistance to harmful gases. However, the following precautions must be observed in handling color negative films:

1. HANDLING OF FILM: Avoid direct sunlight or other strong light when loading or unloading camera.
2. PROCESSING AND PRINTING: Process and print promptly after exposure to minimize effects of latent image change.
3. STORAGE OF FILM: Keep unused film in a cool, dry place such as a refrigerator. (Storage at below 10°C or 50°F is recommended.)  
Avoid the following conditions:
  - i) High temperature and high humidity.
  - ii) Exposure to harmful gases such as formaldehyde.
  - iii) Leaving film in camera for extended periods.
4. EXPIRATION DATE OF FILM: For best results, process before expiration date stamped on package.
5. STORAGE OF PROCESSED FILM: Keep processed film in a cool, dry and dark place to minimize fading of dyes.

NOTICE: The characteristic curves and data in this publication represent test results obtained under the specified conditions of exposure and processing. The manufacturer reserves the right to modify product characteristics at any time.